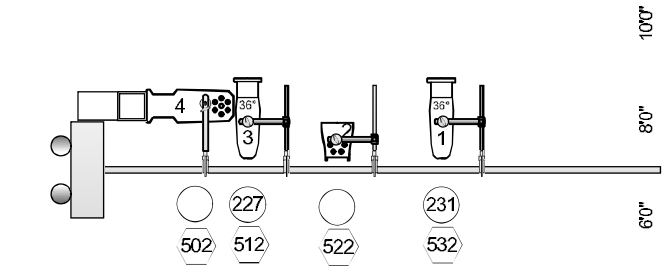
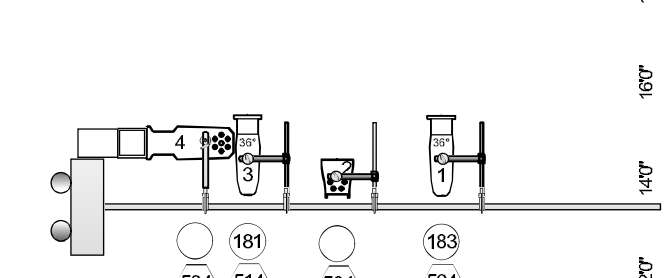
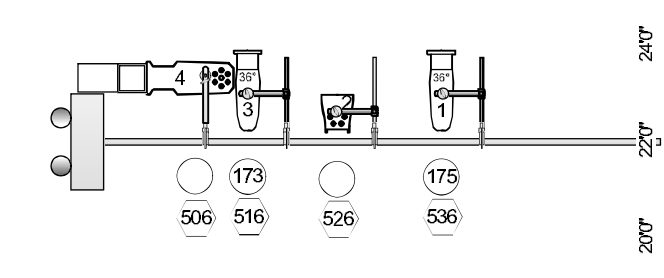
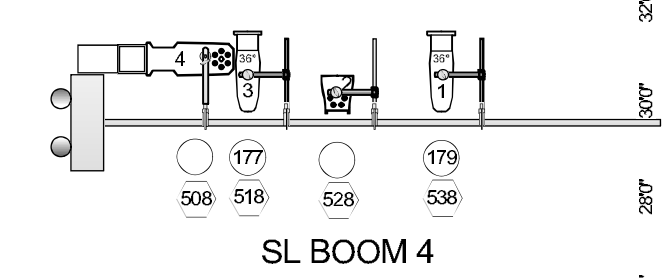
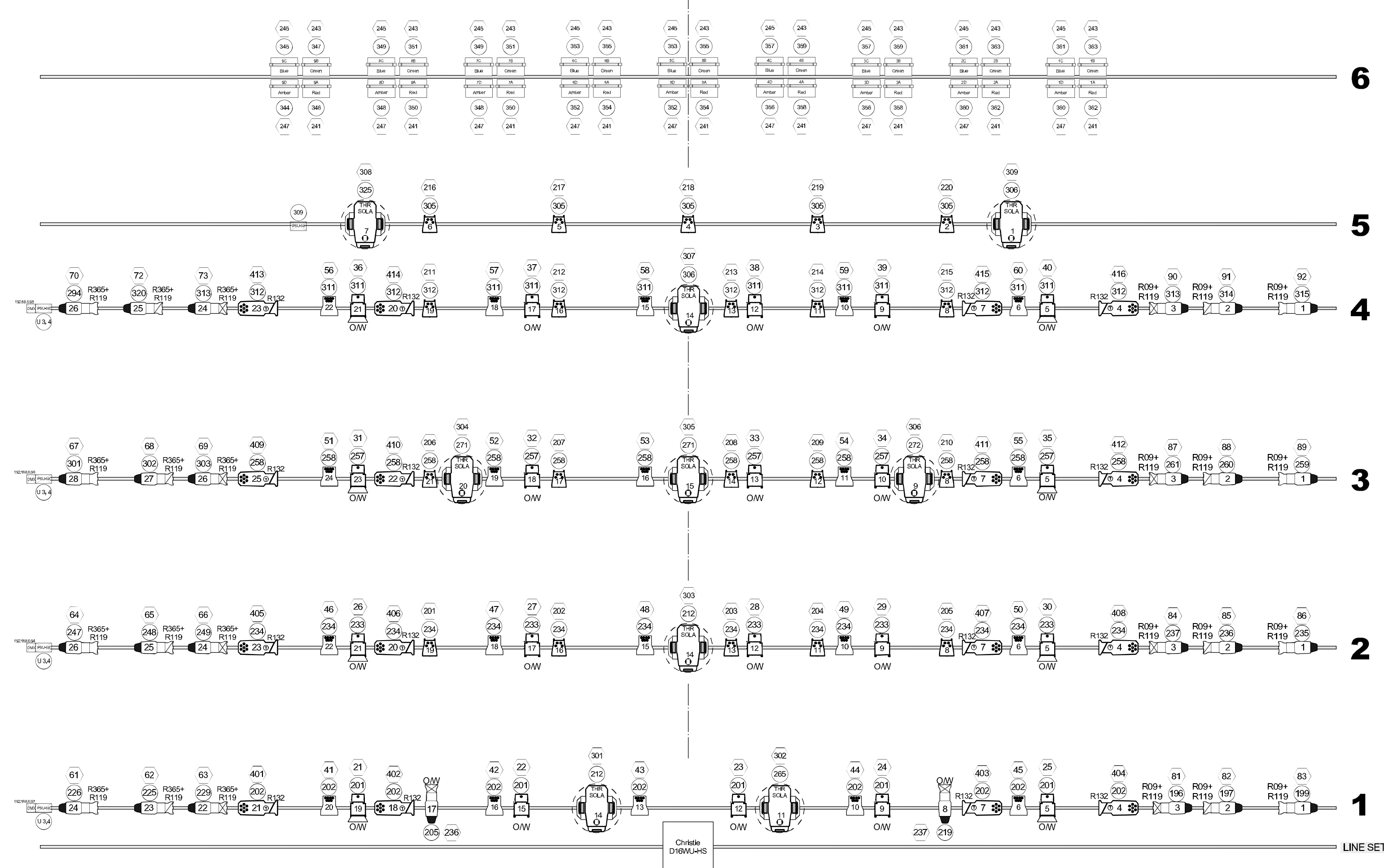
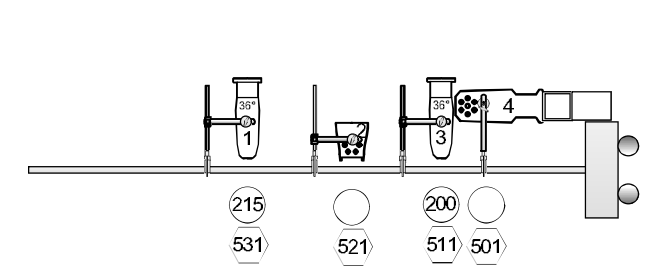
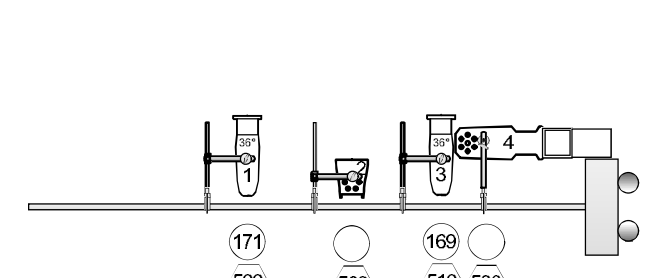
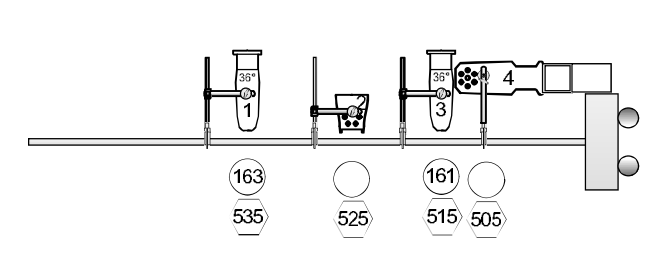
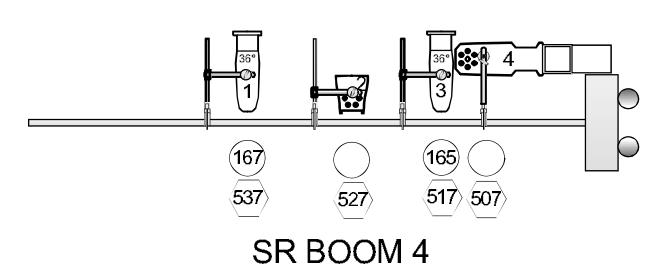
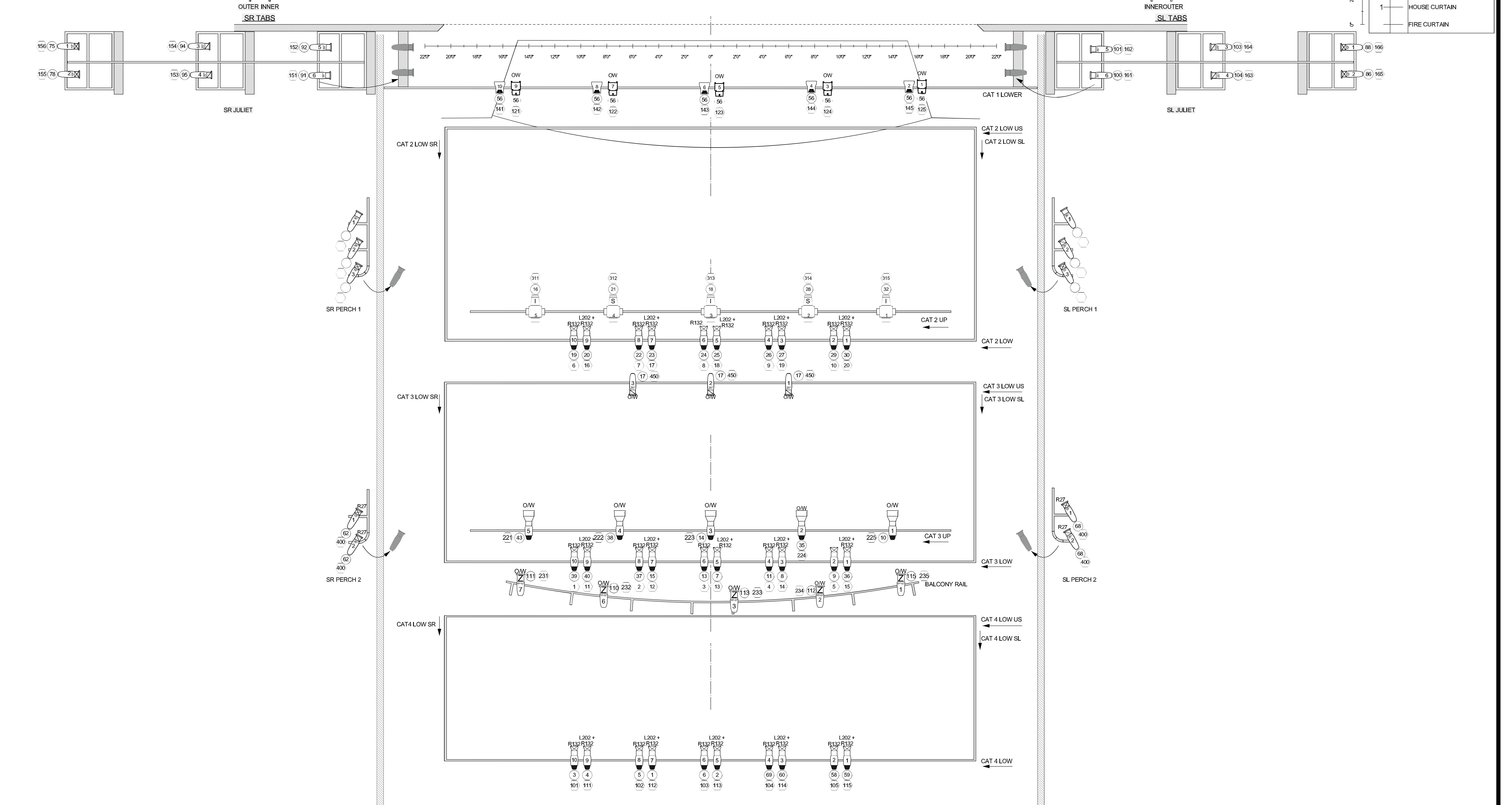


RED GREEN AMBER BLUE
 14 15 12 11
 184 185 186 187
 249 242 249 244

GROUND ROW



No.	Item
48	CROSSOVER BLACK OUT
47	ELECTRIC #6 (CYCL L)
46	PVC CYCLORAMA
45	UPSTAGE BLACK OUT
44	BLACK SCRM
43	LEGS 5
42	ELECTRIC #5
41	
40	BORDER 5
39	
38	
37	ELECTRIC #4
36	
35	16x9 PROJECTOR SCREEN
34	LEGS 4
33	BORDER 4
32	
31	UPSTAGE SIDE FILL
30	
29	
28	
27	
26	ELECTRIC #3
25	
24	
23	LEGS 3
22	BORDER 3 (BLACK OUT)
21	
20	
19	
18	
17	ELECTRIC #2
16	
15	
14	
13	LEGS 2
12	BORDER 2
11	
10	DOWNSTAGE SIDE FILL
9	
8	
7	
6	ELECTRIC #1
5	
4	PROJECTOR (17K LUMEN)
3	LEGS 1
2	BORDER 1 (BLACK OUT)
1	HOUSE CURTAIN
	FIRE CURTAIN



KEY

	S4 10' @ 750w 15 lbs		SL 15' @ 575w 15 lbs
	S4 19' @ 750w 14 lbs		SolaFrame Theatre @ 440w 111 lb
	S4 26' @ 750w 14 lbs		VL 1000 SHUTTER @ 1kw 70.5 lbs
	S4 36' @ 750w 14 lbs		VL 1000 IRIS @ 1kw 70.5 lbs
	SL 19' @ 575w 15 lbs		8-way PS
	SL 26' @ 575w 15 lbs		AURORA CYCL LT @ 1kw
	SL 36' @ 575w 15 lbs		Christie Projector 17k
	S4 26' LUSTR 2 @ 130w 18.3 LBS		DMX Node
	S4 36' LUSTR 2 @ 130w 18.3 LBS		
	S4WD PAR @ 155w 17 LBS		
	D60 MR @ 161w 19.1 lbs		
	COLOR SOURCE PAR MR @ 90w 8.3 lbs		

TYPICAL SYMBOL

COLOR	UNIT NO.	DIMMER	CHANNEL

House Lights ch 801-821	Atmosphere ch 601
House Sconce ch 822-23	Radiance ch 602
Work Lights ch 900	G3000 ch 603

FAIRE / FECAN THEATRE	
HOUSE LIGHT PLOT	
DIRECTOR:	
LIGHTING BY:	Dwg. No. 1
ELECTRICIAN:	
DATE:	SCALE: 1/4"=1'-0"
REVISION:	