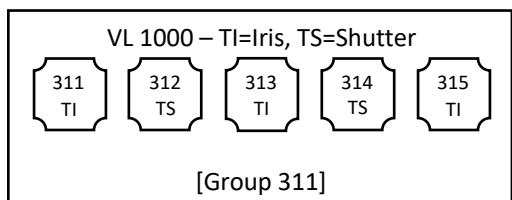
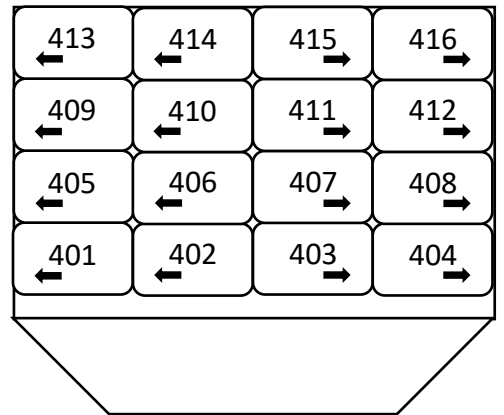
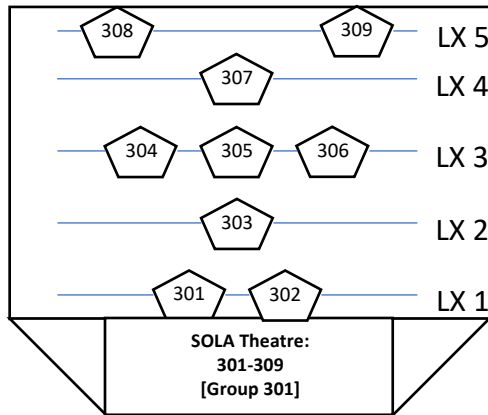
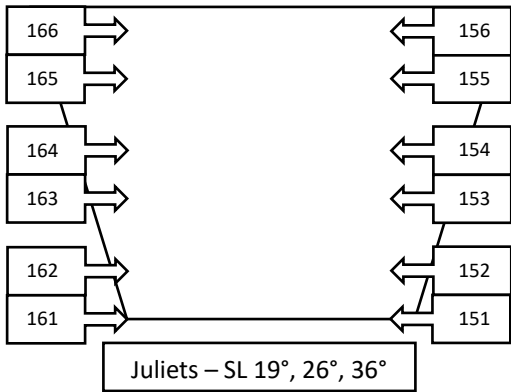
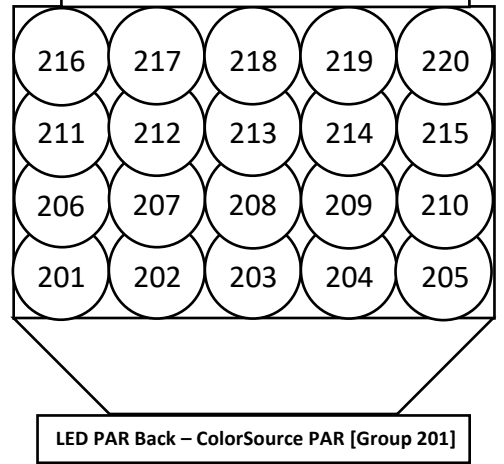

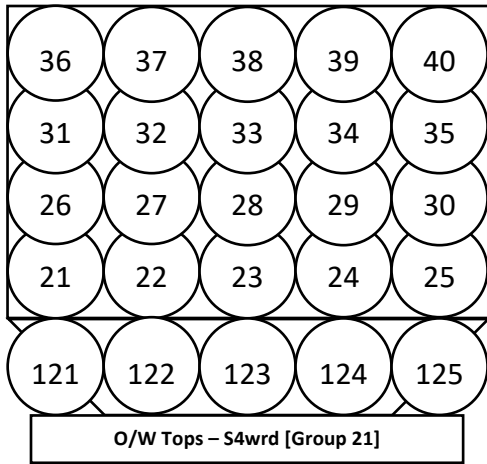
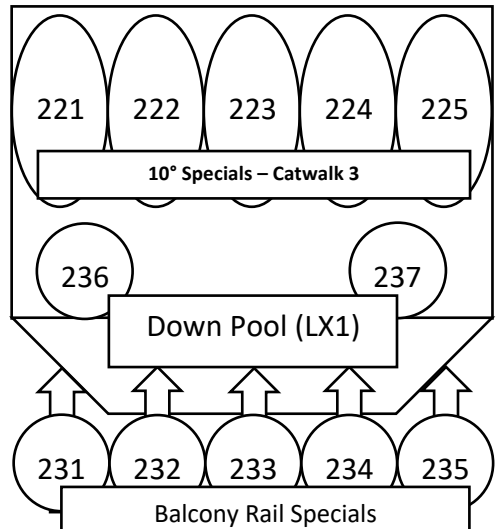
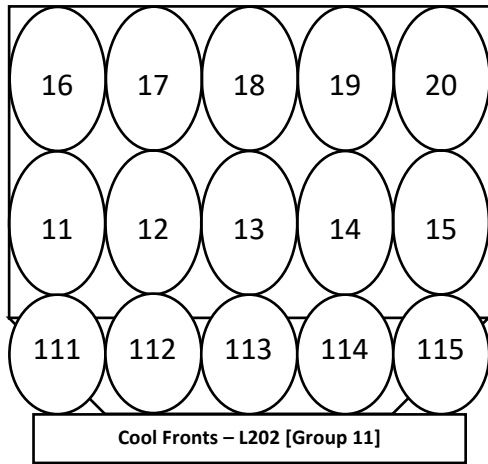
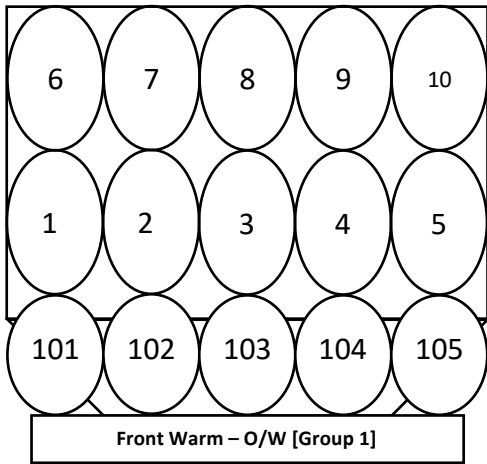
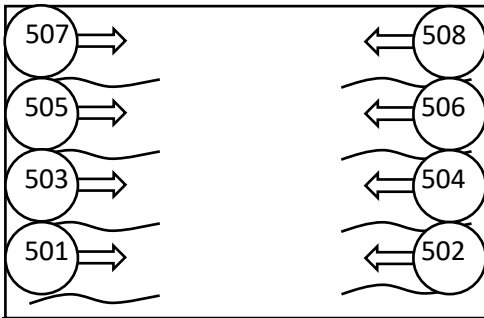
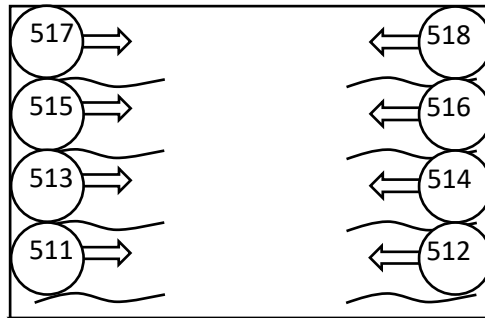


FFT – LX HOUSE PLOT MAGIC SHEET (Updated: Sept 12, 2023)

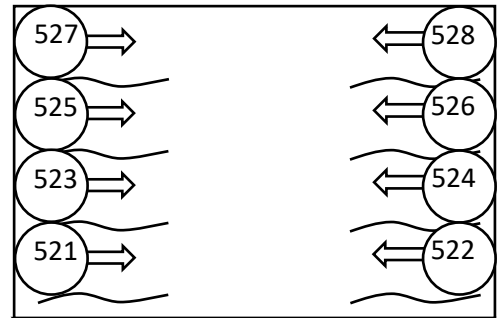




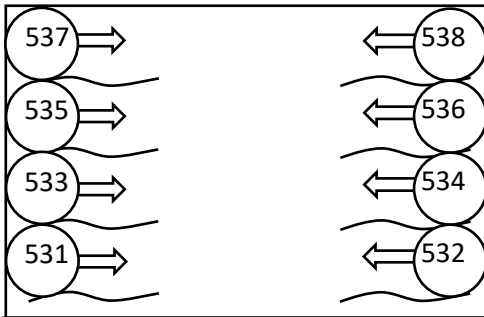
Boom Shin LED – S4 Lustr 2
[Group 501]



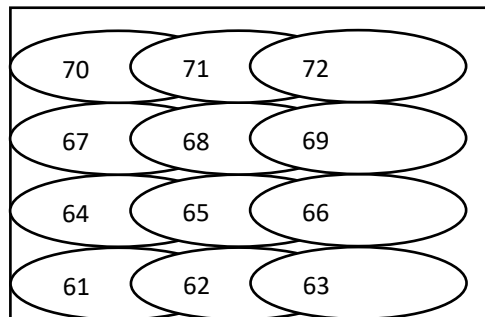
Boom Low – R51
[Group 511]



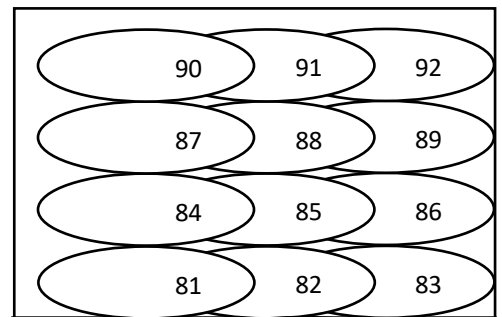
Boom Mid LED – CS PAR
[Group 521]



Boom High – [Group 531]
R72[SR] | R317[SL]



Cool Tips – R365
[Group 61]



Warm Tips – R09
[Group 81]

Incandescent Cyc LX	
Channel #	Cyc Colour
241	Red
242	Red – Ground Row
243	Green
244	Green – Ground Row
245	Blue
246	Blue – Ground Row
247	Amber
248	Yellow – Ground Row

ETC LED CS CYC (Ground Row) NOT IN HOUSE PLOT									
Channel # (5 Channel Mode)									
701	702	703	704	705	706	707	708	709	

[Group 701]

Channel #	Fixture/Purpose
400	Curtain Warmers
450	Judges
451	DJ – Backstage SR
601	MDG Hazer
602	Radiance Hazer
801-821	House Lights
822-823	House Sconce
825	Light Locks
900	Work Lights

Macros
 Macro 1 = TURN ON ALL RELAYS
 Macro 2 = TURN OFF ALL RELAYS
 Macro 11 = LAMP ON MDG HAZER
 Macro 12 = LAMP OFF MDG HAZER

Non-Dim Power:
SOLATHEATRE Power
 999: Non-dim
 (Park on when required)
VL1000 Power
 1000: Motor Non-dim
 (Park on when required)
LED Fixtures
 1001: LX1 Non-dim
 1002: LX2 Non-dim
 1003: LX3 Non-dim
 1004: LX4 Non-dim
 1005: LX5 Non-dim
 1006: Thrust Nondim
 1007: House LX Relay
 (All are parked on)